



**LATIN FLAIR CROSS  
W/SCULPTED GOLD CROSS**

*Pictured here in natural finish Cherry. (double sided)*

Dimensions: 21" x 31½" Cross  
Overall height: 94½"  
Approximate weight in procession: 11 lbs.  
starting at: \$2250

# PROCESSIONAL CROSSES

Pictured here are some examples of the variations available for Processional Crosses. All crosses are available in a variety of wood species and can be customized to complement your worship space.



**FLAIRED GREEK CROSS  
W/ADORNMENTS**

*Pictured in natural finish Cherry with polished brass adornments*

Dimensions: 24" x 24½" Cross  
Overall height: 87"  
Approximate weight in procession: 13lbs.  
starting at: \$3250



**JEWELED LATIN FLAIR CROSS**

*Pictured here in natural finish Cherry. (double sided)*

Dimensions: 21" x 31½" Cross  
Overall height: 94½"  
Approximate weight in procession: 11 lbs.  
starting at: \$2650



**Marklin  
Candle Design**

Ph: 603-746-2211 Fx: 603-746-2070  
www.marklincandle.com



**FLAIRED GREEK CROSS  
W/RONDELES**

*Pictured in natural finish Cherry. (double sided)*

Dimensions: 24" x 24½" Cross  
Overall height: 87"  
Approximate weight in procession: 12½ lbs.  
starting at: \$3250



**MILLENIUM CROSS  
W/STAINED GLASS**

*Pictured here in natural finish Bubinga. (double sided)*

Dimensions: 24" x 26½" Cross  
Overall height: 89"  
Approximate weight in procession: 13¾ lbs.  
starting at: \$3500



**MILLENIUM CROSS  
W/22K GOLD LEAF**

*Pictured here in natural finish Walnut. (double sided)*

Dimensions: 24" x 26½" or 33" x 35" Cross  
Overall height: 89" or 98"  
Approximate weight in procession: 11½ lbs.  
starting at: \$3250



**STRAIGHT GREEK CROSS  
W/CORPUS**

*Pictured here in natural finish Cherry.*

Dimensions: 24" x 24½" Cross  
Overall height: 87"  
Approximate weight in procession: 15½ lbs.  
starting at: \$2250



**STRAIGHT GREEK CROSS  
W/CORPUS & INSETS**

*Pictured in natural finish Cherry with gold-leafed Walnut insets.*

Dimensions: 24" x 24-1/2" Cross  
Overall height: 87"  
Approximate weight in procession: 15½ lbs.  
starting at: \$2850



**STRAIGHT GREEK CROSS  
W/CORPUS & GOLD-LEAFED INSETS**

*Pictured in natural finish rift cut Red Oak with Wenge insets.*

Dimensions: 24" x 24½" Cross  
Overall height: 87"  
Approximate weight in procession: 15½ lbs.  
starting at: \$2850



**STRAIGHT GREEK CROSS  
W/ENGRAVED INSETS**

*Pictured in natural finish Curly Maple with gold-leafed Walnut insets.*

Dimensions: 24" x 24½" Cross  
Overall height: 87"  
Approximate weight in procession: 12 lbs.  
starting at: \$2550


# GUIDE FOR SELECTING YOUR HANDCRAFTED PROCESSIONAL CROSS

Please use this guide to help you make choices before calling for a quotation.




## 1. SHAPE

Which of these two basic shapes do you prefer?



Latin



Greek

## 2. CONTOUR

Which stylistic treatment complements your architecture?



Latin Straight



Latin Flaired



Latin Curved-Flaired



Greek Straight



Greek Flaired




Greek Curved-Flaired

## 3. ENHANCEMENTS

Do you wish to add a design element to the basic shape?



Latin w/ Halo



Latin w/Insets




Latin Flaired w/Halo



Latin Flaired w/Insets



Latin Curved-Flaired w/Halo



Latin Curved-Flaired w/Insets



Greek w/Halo



Greek w/Insets



Greek Flaired w/Halo



Greek Flaired w/Insets



Greek Curved-Flaired w/Halo



Greek Curved-Flaired w/Insets

## 4. ORNAMENTATION

What type of Corpus, if any, do you envision?  
Do you want additional ornamentation?

- Corpus
- Rondels
- Jewels
- Stained Glass
- Inner Cross
- Gold-leafing

## 5. WOOD SPECIES

Which species of wood complements your worship environment?

- Red Oak
- American Cherry
- Mahogany
- Other (*exotic species available upon request*)
- Black Walnut
- Ash
- Maple